



SUPPLY GRILLE FOR CIRCULAR DUCT

OVERVIEW

UDC
SERIES

CHARACTERISTICS :

The UDC grille, purposely studied for the installation on circular ducts, is different due to the realization of the profile in a single Anodized extruded natural aluminium body, with moulded frontal profile, horizontal and vertical blades to adjustable shape of drop singularly, in Anodized extruded aluminium natural, with moulded front, horizontal and vertical adjustable drop shaped blades, each one adjustable independently, all in anodized extruded natural aluminium.

The particular geometry and the interchangeable ends (made in ABS, class 1, antistatic) purposely designed (patent P.T. MI2003A001089), allow it to adapt to the different diameters ($\varnothing 200 \div \varnothing 800$) of the ducts. In this way, there is the possibility of using one single item for the different diameters, with the advantage of not having to order different models but simply of changing the grille ends, resulting in a quick installation and a complete adaptability to the duct.

The original design of the grille, also allows the installation on a calibration sliding damper or a collection damper, without need to vary the space used.

ACCESSORIES :

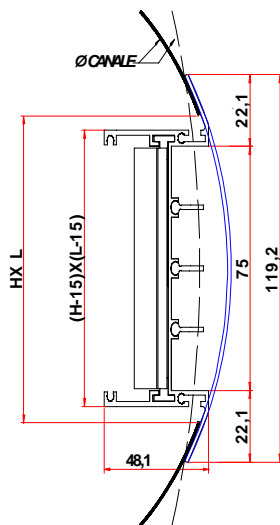
Sliding calibrating damper, collection damper and Ends.

INSTALLATION :

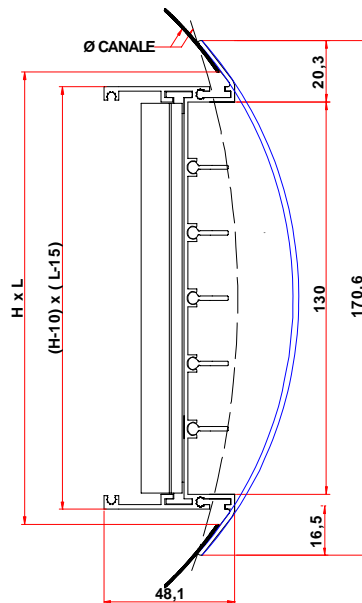
Fixing on duct with visible screws through the front of the grille.

ASSEMBLY DRAWINGS :

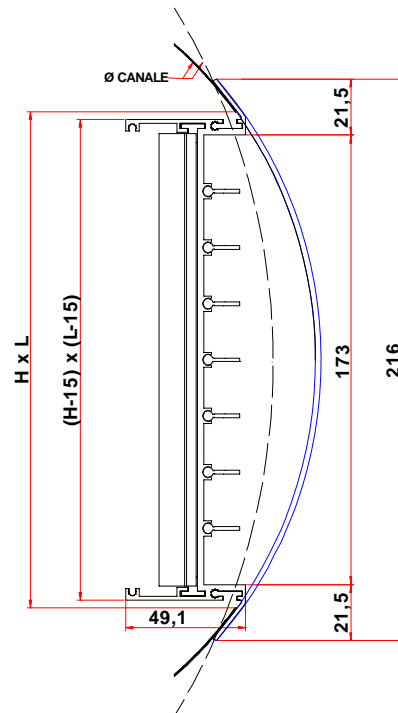
UDC 100



UDC 150



UDC 200



Note : When ordering, specify duct diameter.



SUPPLY GRILLE FOR CIRCULAR DUCT

UDC SERIES

PERFORMANCE

UDC 100 MODEL

L	H	Q	T	Δp	Lw	Ak
mm	mm	m ³ /h	m	Pa	dBa	m ²
200	100	100	4,2	3	<20	0,015
300	100		3,2	1	<20	0,023
200	100	200	8,4	12	<20	0,015
300	100		6,4	5	<20	0,023
400	100		5,3	3	<20	0,030
200	100	300	12,7	26	30	0,015
300	100		9,6	12	20	0,023
400	100		7,9	7	<20	0,030
500	100		6,8	4	<20	0,038
300	100	350	11,2	16	24	0,023
400	100		9,2	9	<20	0,030
500	100		7,9	6	<20	0,038
600	100		7,0	4	<20	0,045
400	100	400	10,6	12	21	0,030
500	100		9,1	7	<20	0,038
600	100		8,0	5	<20	0,045
800	100		6,6	3	<20	0,060
1000	100		5,7	2	<20	0,075

L	H	Q	T	Δp	Lw	Ak
mm	mm	m ³ /h	m	Pa	dBa	m ²
400	100	500	13,2	18	27	0,030
500	100		11,3	12	22	0,038
600	100		10,0	8	<20	0,045
800	100		8,3	5	<20	0,060
1000	100		7,2	3	<20	0,075
500	100	600	13,6	17	33	0,038
600	100		12,1	12	27	0,045
800	100		10,0	7	22	0,060
1000	100		8,6	4	<20	0,075
600	100	700	14,1	16	27	0,045
800	100		11,7	9	20	0,060
1000	100		10,0	6	<20	0,075
800	100	800	13,3	12	24	0,060
1000	100		11,4	7	<20	0,075
800	100	900	15,0	15	27	0,060
1000	100		12,9	9	21	0,075
800	100	1000	16,6	18	30	0,060
1000	100		14,3	12	25	0,075

UDC 150 MODEL

L	H	Q	T	Δp	Lw	Ak
mm	mm	m ³ /h	m	Pa	dBa	m ²
200	150	200	5,3	3	<20	0,026
300	150		4,1	1	<20	0,039
200	150	300	7,9	7	<20	0,026
300	150		6,1	3	<20	0,039
400	150		5,1	2	<20	0,052
200	150	400	10,7	12	24	0,026
300	150		8,1	5	<20	0,039
400	150		6,7	3	<20	0,052
500	150		5,7	2	<20	0,065
300	150	500	10,1	8	20	0,039
400	150		8,4	5	<20	0,052
500	150		7,2	3	<20	0,065
600	150		6,4	2	<20	0,078
400	150	600	10,0	7	<20	0,052
500	150		8,6	4	<20	0,065
600	150		7,6	3	<20	0,078
800	150		6,3	2	<20	0,104
1000	150		5,4	1	<20	0,130

L	H	Q	T	Δp	Lw	Ak
mm	mm	m ³ /h	m	Pa	dBa	m ²
400	150	700	11,7	9	22	0,052
500	150		10,0	6	<20	0,065
600	150		8,9	4	<20	0,078
800	150		7,4	2	<20	0,104
1000	150		6,3	1	<20	0,130
500	150	800	11,6	8	21	0,065
600	150		10,2	5	<20	0,078
800	150		8,4	3	<20	0,104
1000	150		7,3	2	<20	0,130
600	150	900	11,4	7	<20	0,078
800	150		9,5	4	<20	0,104
1000	150		8,1	2	<20	0,130
800	150	1000	10,5	5	<20	0,104
1000	150		9,0	3	<20	0,130
800	150	1200	12,5	7	20	0,104
1000	150		10,9	4	<20	0,130
800	150	1500	15,7	10	27	0,104
1000	150		13,5	7	21	0,130



SUPPLY GRILLE FOR CIRCULAR DUCT

PERFORMANCE

UDC SERIES

UDC 200 MODEL

L	H	Q	T	Δp	Lw	Ak
mm	mm	m ³ /h	m	Pa	dBa	m ²
200	200	300	6,0	4	<20	0,036
300	200		4,6	2	<20	0,052
200	200	400	8,0	7	<20	0,036
300	200		6,1	3	<20	0,052
400	200		5,0	2	<20	0,090
200	200	500	10,0	10	23	0,036
300	200		7,6	5	<20	0,052
400	200		6,3	3	<20	0,090
500	200		5,4	2	<20	0,086
300	200	600	9,1	7	<20	0,052
400	200		7,5	4	<20	0,090
500	200		6,5	2	<20	0,086
600	200	800	5,7	2	<20	0,104
400	200		10,0	7	<20	0,090
500	200		8,6	4	<20	0,086
600	200		7,6	3	<20	0,104
800	200	1000	6,3	2	<20	0,138
1000	200		5,4	1	<20	0,173

L	H	Q	T	Δp	Lw	Ak
mm	mm	m ³ /h	m	Pa	dBa	m ²
400	200	1000	12,5	10	25	0,690
500	200		10,8	7	20	0,086
600	200		9,5	5	<20	0,104
800	200		7,9	3	<20	0,138
1000	200	1200	6,8	2	<20	0,173
500	200		12,9	10	25	0,086
600	200		11,4	7	20	0,104
800	200		9,4	4	<20	0,138
1000	200	1300	8,1	2	<20	0,173
600	200		12,4	8	23	0,104
800	200		10,2	4	<20	0,138
1000	200	1400	8,8	3	<20	0,173
800	200		11,0	5	<20	0,138
1000	200	1600	9,5	3	<20	0,173
800	200		12,6	7	21	0,138
1000	200	1800	10,8	4	<20	0,173
800	200		14,2	8	25	0,138
1000	200	1800	12,2	5	<20	0,173

Legend

L	Length
H	Height
Q	Air Flow
L _t	Throw
Δp	Pressure loss
L _p	Noise Level
A _f	Front section

Notes

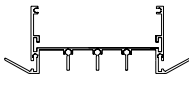
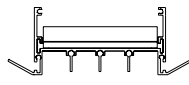
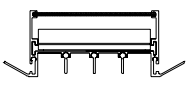
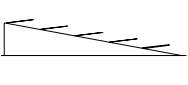
Terminal velocity of 0,25 m/s
 $\Delta T = -11$ °C
 distance from ceiling 300 mm
 Thr throws are for a blade inclination of 0°
 For installation distances between 400 and 600 mm, the blades must be angled at 15° towards the ceiling
 With $\Delta T = 0$ °C isothermic condition, the throw must be multiplied by 1,
 With $\Delta T = +11$ °C winter conditions, the throw must be multiplied by 1,



SUPPLY GRILLE FOR CIRCULAR DUCT

UDC
SERIES

CODES

GRILLE FOR CIRCULAR DUCT		GRILLE WITH SINGLE BLADE LAYER	GRILLE WITH DOUBLE BLADE LAYER	SLIDABLE DAMPER	COLLECTING DAMPER
					
H	L	UDCS	UDC	UDSS	UDSC
100	200	X	X	X	X
100	300	X	X	X	X
100	400	X	X	X	X
100	500	X	X	X	X
100	600	X	X	X	X
100	800	X	X	X	X
100	1000	X	X	X	X
150	200	X	X	X	X
150	300	X	X	X	X
150	400	X	X	X	X
150	500	X	X	X	X
150	600	X	X	X	X
150	800	X	X	X	X
150	1000	X	X	X	X
200	200	X	X	X	X
200	300	X	X	X	X
200	400	X	X	X	X
200	500	X	X	X	X
200	600	X	X	X	X
200	800	X	X	X	X
200	1000	X	X	X	X

Note: When ordering, indicate diameter of duct.

The grilles are supplied with cover but can be adapted or modified with further covers.

ACCESSORIES : GRILLE COVERS

Duct Diameter	Height ends/grille		
	100	150	200
200	X		
250	X	X	
315	X	X	X
400	X	X	X
500	X	X	X
630	X	X	X

- UDCS Supply grille with 1 layer of blades
- UDC Supply grille with 2 blade layers
- UDSS Slidable damper
- UDSC Collecting Damper
- ??? x ??? Ddimensions
- UDCT Ends for supply grille for circular duct
- ??? / ??? Ends height / Duct Diameter

Example: UDCS 100 x 500 - Ø 500
Supply grille in aluminium with double layer blades, dimensions H=100 mm x L=500 mm for connection to a 500 mm diameter duct.