



TRASFER GRILLES FOR DOOR OR WALL

OVERVIEW

UT SERIES

CHARACTERISTICS :

Frame

Extruded aluminium, width 25 mm, rounded corners; assembled in 4 parts.

Blades

Extruded aluminium with 20mm pitch, pivoted on a self-locking nylon support fixed on the frame.

Counterframe frame

Extruded aluminium.

UT2 grille installation

Use of screws to fix directly on the door or on the wall, or with silicone between the frame of the grille and the counterframe; here the opening has to be exact and the dimensions have to be 10mm less for BxH (in case of painted finishing 11 mm).

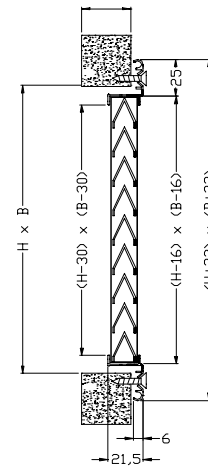
UT1 grille installation

With or without screws, by clips and mountingframe(lookUTC series)

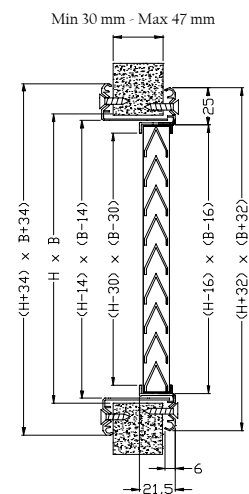
Finishing

Anodized aluminium or painted aluminium with colour white RAL 9010 (epoxy powder treatment).

UT 1



UT 2





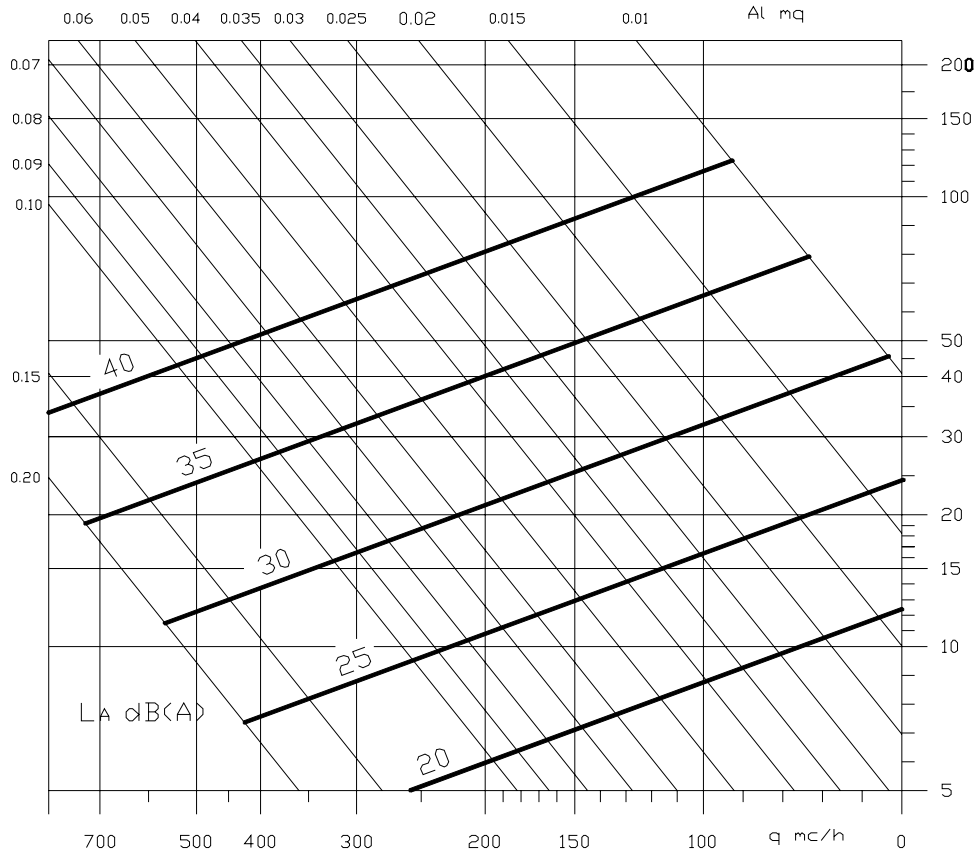
**TRASFER GRILLES
FOR DOOR OR WALL**

**UT
SERIES**

PERFORMANCE

The below diagram shows the total pressure and acoustic level as a function of air flow rate.

Q = Extract air flow rate (m³/h) P_t = Total pressure Pa
A_f = free area UTR (m²) L_A = Acoustic level dB(A)



Ak values (m ²)									
H (mm)	L (mm)								
	200	250	300	350	400	500	600	800	1000
100	0,010	0,013	0,016	0,019	0,022	0,028	0,034	0,047	0,059
150	0,016	0,020	0,025	0,030	0,034	0,044	0,053	0,071	0,090
200	0,022	0,028	0,034	0,040	0,047	0,059	0,071	0,096	0,120
300	0,034	0,044	0,053	0,062	0,071	0,090	0,108	0,145	0,182
400	0,047	0,059	0,071	0,083	0,096	0,120	0,145	0,194	0,243
500	0,059	0,074	0,090	0,105	0,120	0,151	0,182	0,243	0,305
600	0,071	0,090	0,108	0,127	0,145	0,182	0,219	0,293	0,366